



Parkway North  
Applying to College 101  
*Pandemic Version*

Ms. Katie Meyer

College and Career Counselor

Email: [kmeyer5@parkwayschools.net](mailto:kmeyer5@parkwayschools.net)

<https://sites.google.com/parkwayschools.net/parkwaynorthccr>



Students, please complete  
this 6 Question Pre-Test!

**Hello Virtually!**  
**My name is**  
**Ms. Meyer**

**I LOVE to TRAVEL! I have been to 12 countries and counting!**



**My bachelor's degree is from Mizzou - MIZ!**



**This is my 5th year as a college counselor!**



**I enjoy doing yoga! Especially in front of the arch!**



**This is my puppy, Pepper! He is a toy Australian Shepherd!**




**I received my master's degree from UMSL!**

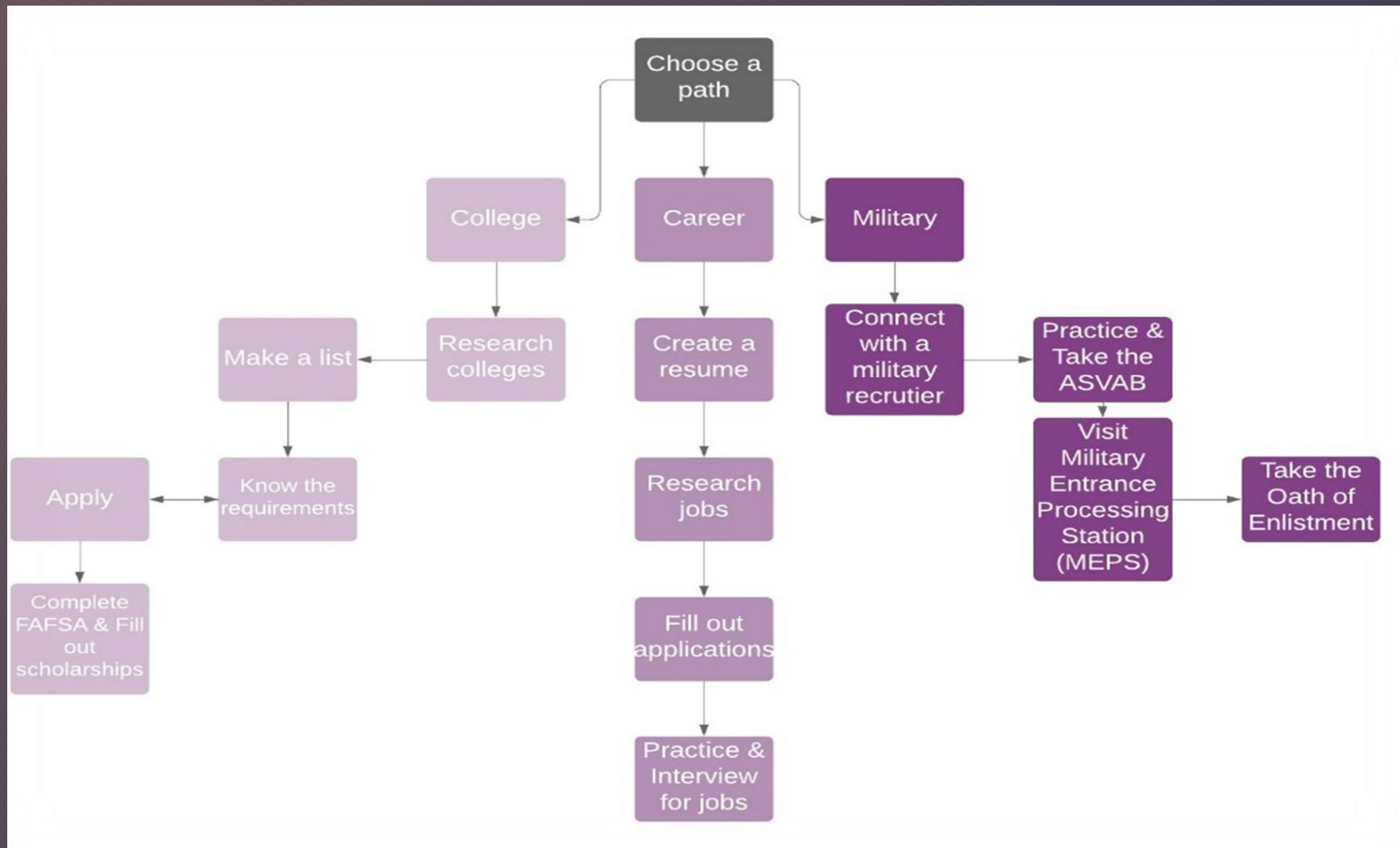


**Most of my trips, I only bring this backpack!**

# What can I do for you?

- College Applications
- Transcripts
- Test Registration / Test Resources
- A+ Program
- Scholarships
- Financial Aid Forms
- Connecting with College Representatives
- Resume Building
- Researching Military Options
- And Much, MUCH, MORE!





Choose the path that is best for you! Today we are going to focus on college, but there's something in this presentation for everyone! We know that that's not everyone's path, so if you need assistance on on of these other paths, please reach out and I would be more than happy to assist you!

# First Things First- Transcript Release Form / Post-Secondary Survey!

1. Transcript Release Form (Must be logged into Parkway email)  
Must be on file, before you can request a transcript on Naviance.
2. Post-Secondary Survey (Must be logged into Parkway email)  
Helps me get to know you and your goals, virtually!
3. Decide if you are going to take a standardized exam....



# Testing!

# SAT<sup>®</sup>



## ACT

Register at [www.actstudent.org](http://www.actstudent.org)

2020-2021 Test Dates:

October 10, 17, 24, 25 (*Register by September 25*)

December 12 (*Register by November 6*)

February 6 (*Register by January 8*)

\$55 without writing (\$70 with writing)

*\*District ACT is October 20th. You would have had to have registered with the district to take this exam.  
More information to come!*

## SAT

Register at [www.collegeboard.org](http://www.collegeboard.org)

2020-2021 Test Dates:

October 3 (*Register by September 4*)

November 7 (*Register by October 7*)

December 5 (*Register by November 5*)

\$52 without writing (\$68 with writing)

*\*Not all SAT Subject Tests are available on every test date.*

Need Testing Resources? Check them out [HERE!](#)  
Free or Reduced Lunch? Ask Ms. Meyer for a fee waiver!  
Bring your ticket, photo ID, calculator, and pencil to the exam.

# Avoid Senior Slide!

- Finish strong! Colleges will want senior transcripts at the end of the school year.
- Challenge yourself! Many colleges want to see the following on your transcript:
  - Mathematics - 4 credits
  - English - 4 credits
  - Science - 3 credits
  - Social Studies - 3 credits
  - Foreign Language - 3 credits
  - Fine Arts - 1 credit
- Stay active and involved! Colleges want to admit well rounded students.



More Resources on “[Avoiding Senior Slide](#)”



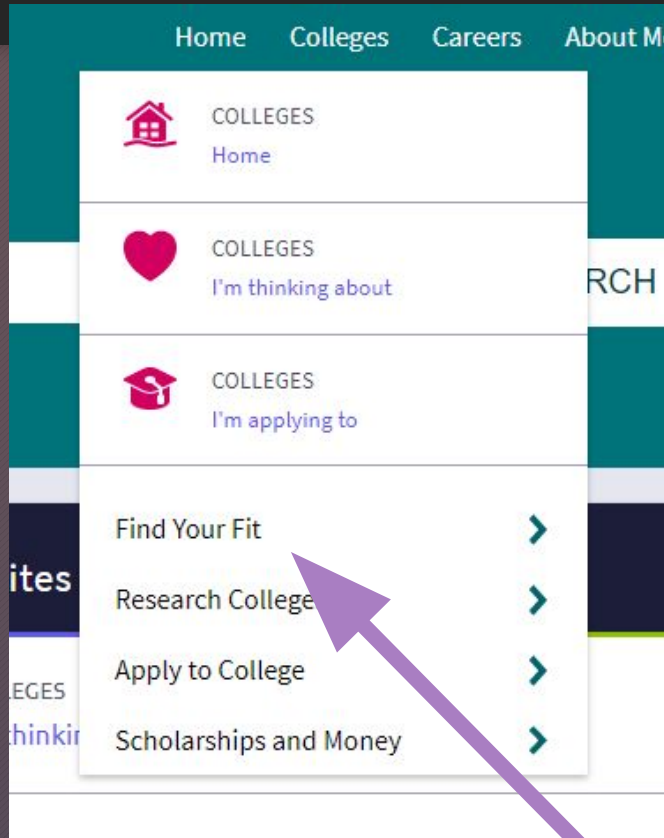
# Think About Your Best-Fit!



**BEST FIT**



# Research! Where do I begin?



- ❑ Check college's undergraduate admissions websites for admissions requirements:
  - ❑ GPA
  - ❑ Testing Options
  - ❑ Scholarship Criteria
  - ❑ Compare Costs
- ❑ Attend College Rep Visits, College Fairs, Virtual Tours
- ❑ Bring your questions!
- ❑ Make a list of **DEADLINES!**
- ❑ Utilize Naviance!

Check out this Ultimate Guide to Applying for College!

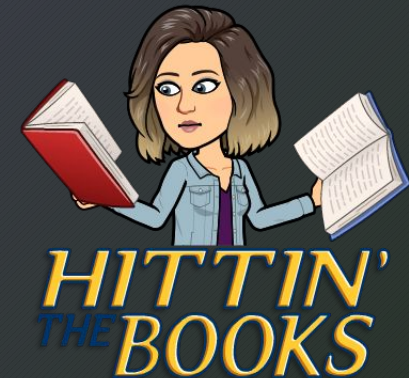
# College Deadline Types

- **Early Action:** Non-binding application that you submit early (Oct., Nov., Dec.).
- **Early Decision:** Binding agreement that you are agreeing to enroll if you are admitted. If accepted you must contact any other colleges you applied to and withdraw those applications. You can only apply early decision to one school (Oct., Nov., Dec.).
- **Priority Deadline:** Many state and/or public schools use their priority deadline to encourage early applications and most schools use this as a priority deadline for scholarships consideration.
- **Rolling Admission:** Schools with rolling admission deadlines accept applications until the program fill up, often as late as April. (Many rolling admission schools with rolling deadlines will still have set admission deadlines for particular programs (such as medical programs). Applying early is the best with rolling admissions.
- **Regular Decision:** Regular Decision deadlines for fall admission usually occur in the preceding January or February, and students receive a decision by April.



# More Admissions Terminology

- **Test-Optional:** ACT or SAT is not required for admission consideration. Students may provide their scores, but are not required to do so. Students will not be penalized for not having taken the ACT/SAT
- **SuperScore:** When colleges take the highest section score from multiple ACT/SAT exam dates instead of the highest ACT/SAT composition (total for one test date) to recalculate the total score using multiple test dates.
- **Deferred:** The decision on your admission will be determined at a later date. It is not “yes” or “no,” but that a decision will happen later.
- **Waitlisted:** This is not used at all colleges. It means that although you were not admitted, you are in the next “group” to be considered.





# NAVIANCE

- Login at: <https://student.naviance.com/pkwynrth>
  - Login using Clever!
- What you will use Naviance for during senior year...
  - Research Colleges / Careers
  - Build a Resume
  - If you are using the Common App to apply to college, you will link your [Naviance and Common App account together](#)
  - Add Colleges You Are Applying To
  - Request Transcripts
  - Request Letter(s) of Recommendation
  - Update Your Admissions Decision

[Naviance FAQ](#)

## Apply to Colleges



COLLEGES

I'm applying to

Letters of Recommendation

Manage Transcripts

Test scores

Show less

# College Visits @ PNH

- Log into [Naviance](#)
- Find the college you want to visit and click “more info”
- Click Register!
- A link will be available on Naviance the day of the visit.
- All school rules apply!
- Bring a list of questions!

The screenshot shows the Naviance Student dashboard. At the top, there's a navigation bar with the Naviance logo and 'Student' text. Below that, a welcome message for 'Demo Bluestein!' is displayed. A search bar for colleges is visible. The main content area is divided into several sections: 'Senior Welcome Message', 'My Favorites', 'Important To-Dos and Tasks', and 'What's New'. The 'Senior Welcome Message' section contains a message from Mrs. Bluestein and a 'Read more' button. The 'Important To-Dos and Tasks' section lists tasks like 'Attend college visits' and 'Apply for scholarships'. The 'What's New' section lists upcoming college visits with dates and times. A purple arrow points from the 'more info' link in the 'Senior Welcome Message' to the 'What's New' section.

Naviance | Student

Welcome, Demo Bluestein!

Search for Colleges

Type a college name

SEARCH

Give feedback No new messages Switch Grade: Demo Close Demo

Home Colleges Careers About Me My Planner

### Senior Welcome Message

Hello seniors!

It's college season! Stop in the counseling office to see Mrs. Bluestein if you have any questions or need help with your applications/financial aid. Please be sure to complete the following items:

- Stop by the counseling office to sign the transcript/recommendation release
- Complete the recommendation information sheet

Read more

### My Favorites

- COLLEGES  
I'm thinking about
- COLLEGES  
I'm applying to
- CAREERS AND CLUSTERS  
I'm thinking about

### Important To-Dos and Tasks

- TASK Attend college visits  
Assigned by Stephanie Bluestein
- TASK Apply for scholarships  
Assigned by Stephanie Bluestein

See All in My Planner

### What's New

- Illinois Wesleyan University will be visiting your school on Monday, February 10th, 2020 at 10:00 am more info
- Truman State University will be visiting your school on Tuesday, February 11th, 2020 at 8:30 am more info
- Southeast Missouri State University will be visiting your school on Tuesday, February 11th, 2020 at 9:00 am more info

Show more

# How do I apply?

- **Personal Preference!**
  - *BUT, if you are only applying to 1-2 schools, the college's direct application will be faster!*
- **Some schools require an application fee.**
  - *If you are on free or reduced lunch ask Ms. Meyer for a fee waiver or request this directly on the Common App*
- **Must Link Common App to Naviance.**
- **Coalition App does not link, but you can still request transcripts and letters of recommendation through Naviance.**
- **All materials must be requested through Naviance, NOT Common App or Coalition App!**



**By Applying Through  
the College's Website**

# How do I apply?



## Institutional Application

- Use College Website
- Follow Directions Completely
- Should only take 15-20 minutes
- Submit App & Fee Online
- Select “Undergraduate” and “Fall 2021.”
- Add school to Naviance.
- If free / reduced lunch, request fee waiver from Ms. Meyer.

## Common App - 900 Colleges!

- Create Application at [CommonApp.org](https://www.commonapp.org)
- Complete the “Common App” section
- Add Colleges and Follow Individual Directions
- Do NOT add teachers in Common App.
- If free / reduced lunch, request fee waiver on Common App.

Still need help with Common App?  
Checkout the [First Year Student Guidebook!](#)



# Tips / Tricks to Applying to College



- Use an email address that you check! Make sure that it has an appropriate username. This is the first thing that colleges will see!
- Be present, but professional on social media. More colleges are checking social media accounts when making admissions decisions.
- Apply not only to your top school, but a safety school! You don't want to miss deadlines because you only applied to one school. I would suggest at least one in state school.
- Add college credits to your application. If you took AP classes, dual credit, or dual enrollment, let the college know!
- Read over your application before submitting. Grammatical / spelling errors never look great. Make sure proper nouns, such as your name and address are all capitalized.
- Show interest in the college that you are applying to. Do your research and tell them why you are a good fit for their school. Everyone wants a good education, be specific on why you actually like their school or campus! Read out to admissions and talk to their campus rep or take a virtual tour!

# Requesting Transcripts

- 1. Make sure that you have your [Transcript Release Form](#) on File.
- 2. If you are applying through Common App, make sure that you match your account. (Schools will automatically populate into your “Colleges I Am Applying To” on Naviance.)
- 3. Request and track through Naviance!
  - Click “Colleges I Am Applying To”
  - Add each school with the pink plus sign
  - Click Request Transcripts!

[Video for Matching Common App](#)

[Video for Request Transcripts](#)

Naviance | Student

Home Colleges Careers About Me My Planner

Colleges I'm applying to

Search for colleges

It looks like you are not currently able to apply to Common App schools. Match your Common App account to Naviance Student account to get started. Match Accounts

Manage Transcripts Application Milestones Compare Me

+ extended profile available

+ REQUEST TRANSCRIPTS REMOVE

College	Type	Deadline	Expected Difficulty	Transcript materials	Submission Type	Application
Institute of Technology (not a real college)	RD	Regular Decision 1	December N/A	no request	Pending	Unknown EDIT MORE

College that I'm attending:

# Requesting Letters of Recommendation

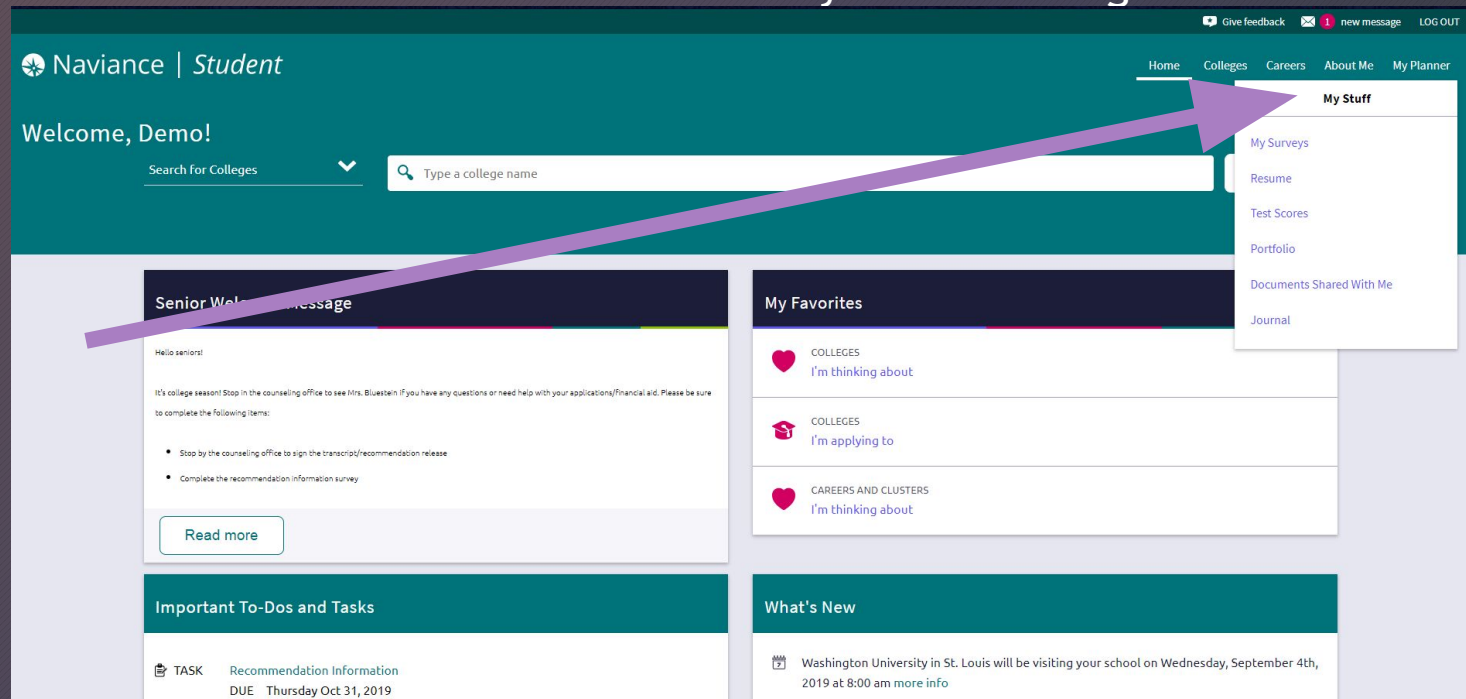
PLS! PLS! PLS!



- How many?
  - Each school has their own requirement for how many letters that you need. Some colleges want 1, 2, 3 or some colleges don't require any! To be safe, you should ask at least 2 core teachers.
- Who to ask?
  - Someone that knows you well! Academically and personally.
- How to ask?
  - Don't be shy! Send them an email or set up a virtual meeting. Follow up with a thank you! Provide them with a resume, list of activities, or fill out the Recommendation Survey in Naviance.
- How much notice should I give?
  - At least 2 weeks! You will get a better letter and it will put less stress on the teacher and you.

# How to Request a Letter of Recommendation in Naviance

Step 1. Complete the Recommendation Information Survey in Naviance or Provide a Resume. Both can be completed by going to the “About Me Section” of Naviance. The Resume Builder is really great! You can only send letters of recommendation to teachers/counselors via Naviance. If you want to ask someone else you need to request it through CommonApp or have them email / mail their letter directly to the college.




The screenshot shows the Naviance Student dashboard. At the top, there is a navigation bar with the Naviance logo and the word "Student". To the right of the logo are links for "Home", "Colleges", "Careers", "About Me", and "My Planner". Below the navigation bar is a "Welcome, Demo!" message and a search bar for colleges. A purple arrow points from the search bar area towards the "About Me" link in the navigation bar. Below the navigation bar, there are several sections: "Senior Welcome Message", "My Favorites" (listing colleges and careers), "Important To-Dos and Tasks" (with a task for "Recommendation Information" due on Thursday, Oct 31, 2019), and "What's New" (with a news item about Washington University in St. Louis).

[Watch this video to assist!](#)

You will have the option to send your letters to one college or all of them. You have the option on choosing where some of the letters will go!

# How to Request a Letter of Recommendation in Naviance

Step 2. After you have asked your teachers, go to “Colleges I am Applying To” in Naviance and then “Letters of Recommendation.” The teacher will receive an email notification with your request.



The screenshot shows the Naviance user interface. At the top right, there are navigation links: "Manage Transcripts", "Application Milestones", and "Compare Me", along with a red circular button with a white plus sign. Below these, there are two buttons: "+ REQUEST TRANSCRIPTS" and "REMOVE". A legend indicates that a star icon means "= extended profile available". The main content area has a heading "College that I'm attending:" followed by a dropdown menu currently showing "N/A" and a teal "Update" button. Below this is a section titled "Letters of recommendation" with a sub-heading "Some colleges require letters of recommendation to be submitted with your application. Please visit the [letters of recommendation section](#), accessible from the main colleges page, for more information". A large purple arrow points from the right side of the image towards the "Update" button.

# Naviance Shut Down Dates

The Naviance Transcript Request Manager will shut down during the following time frames. You will not be able to request a transcript during that time. Please plan accordingly so you do not miss your deadline!! Note. you can still request a transcript if you haven't submitted your application yet. If you need a transcript sent during the following windows of time, please make sure you request the transcript prior to the following shut down dates:

- October 23 - November 2
- November 23 - November 30
- December 18 - January 5



# Scholarships



Looking for scholarships? Check Naviance and [PNH's CCR website!](#) Most will open next semester!

## Institutional Scholarships

These come directly from the institution. Usually after you have been admitted. Sometimes there are additional forms to fill out or essays to write, so make sure you are checking with the financial aid offices / admissions offices at your chosen schools.

## Local Scholarships

These are scholarships that you are not competing against a ton of people. You are typically competing against students in your school or your community. These are usually stackable with other scholarships, so don't let the lower dollar amounts get you discouraged.

- [Scholarship Central](#)
- More will be coming to Naviance!

## National Scholarships

You are competing on a National level. Usually these are for higher amounts. Make sure that you meet all of the qualifications before applying. Never pay for a scholarship application. (Hint: Make a different email account, because they will spam your email with opportunities that are overwhelming!)

- [Fastweb](#) [Scholarships.Com](#) [Cappex](#)



# A+ Program

Sign up until February 1 of Senior Year  
Everything is due by May 1st!

This program provides scholarship funds to eligible graduates of A+ designated high schools who attend a participating public community college or career/technical school. This is an approximate equivalent of TWO YEARS TUITION.

*\*Some [Missouri 4 year universities](#) will offer scholarship dollars to students that also complete these requirements (this is determined by the college itself and is changing all of the time, contact the college!).*

Requirements:

- Be a U.S. Citizen or Permanent Resident.
- Attend an A+ designated high school for 2 years prior to graduation.
- Graduate with an overall 2.5 unweighted grade point average (grades 9-12).
- Maintain an overall attendance rate of 95% or higher (9-12).
- Score proficient or advanced on the Algebra I or II EOC **OR** receive a qualifying score on the Math section of the ACT.
- Maintain a record of good citizenship (no more than 9 days of combined ISS/OSS).
- Perform 50 documented hours of unpaid tutoring, mentoring, job shadowing, or community service. More information on the website!
- Must complete FAFSA (senior year) and males must register for the Selective Service.
- Interested!? Sign up [HERE!](#) (Must be logged into Parkway email)**
  - You will be sent tutoring training and declaration virtually to complete!

**Check out**  
**PNH's A+**  
**Website!**





# FAFSA (Opens on October 1st!)

The financial aid process is set in motion when you file the **FAFSA** (Free Application for Federal Student Aid). This can be electronically submitted any time after October 1 of your senior year.

## 1.) Create a FSA ID: [fsaid.gov](https://fsaid.gov)

Student and one parent need to create separate FSA IDs using separate email accounts. The FSA ID is a username and password that serves as your electronic signature when filing for the FAFSA. **DO NOT LOSE THIS INFORMATION.** You will use your FSA ID every year that you are in college when you apply for your FAFSA.

## 2.) Start your Free Application for Federal Student Aid (FAFSA): [fafsa.gov](https://fafsa.gov)

The student needs to fill out the majority of the FAFSA. There is a parent portion where the parent will fill out their information and tax information. For the Class of 2020, we will be filling out the 2021-22 FAFSA.

### What the student / parent will need prior to filling out the FAFSA:

1. Student / Parent's Social Security Number
  - If Parent does not have SSN, they may put 000-00-000. Speak to Ms. Meyer regarding this.
2. Driver's License Number (if applicable)
3. Alien Registration Number (if not US Citizen)
4. Federal Tax Information or Tax Returns including W2 Information (2019 Tax Form)
  - Try to use the **IRS Data Retrieval Tool** (if applicable).
5. Records of Untaxed Income (Child Support, Interest Income, Veterans Noneducation Benefits, etc.)



# Now what!?



- 1.) Bookmark the [College and Career Website](#)  
*Updated frequently! Located on Parkway North's Counseling Website / Along with this presentation.*
- 2.) Take a look at the [Senior Class To Do List](#)
- 3.) Keep up with your academics!
- 4.) ASK for help when you don't know the answer!
- 5.) Complete this [College 101 Post-Test](#) so I know you completed this workshop!

# EVENTS



## Upcoming Events!

- Mentors4College Financial Aid 101: [mentors4college.org](https://mentors4college.org)
  - September 10 at 5:30-6pm
- Scholarship Foundation Workshops: [sfstl.org/advice-assistance](https://sfstl.org/advice-assistance)
  - Sept 23, Oct 14, Nov 4
- MOACAC Virtual College and Career Fair: [bit.ly/ShowMeMyFuture](https://bit.ly/ShowMeMyFuture)
  - September 13 - October 8
  - 180 sessions covering college, career, skilled trades, and military!
- NACAC College Fair: [virtualcollegefairs.org](https://virtualcollegefairs.org)
  - Sept 13, Oct 12, Oct 18, Nov 8
- FAFSA / Financial Aid Night @ PNH
  - October 1 Virtually (More information to come!)
- College Night @ PNH
  - October 20 Virtually (More information to come!)

**Show-Me My Future!** Choose from 180 Sessions

LEARN ABOUT:

- 4 Yr Universities
- Comm. Colleges
- Technical Schools
- Skilled Trades
- Military
- 1st Responder Training
- Career Exploration
- Non-College Training Programs
- Financial Aid & Scholarships

**Virtual COLLEGE & CAREER FAIR**

COLLEGE PARTICIPANTS FROM:  
**LOCAL, NATIONAL, & INTERNATIONAL COLLEGES**

**FREE**  
**FOR STUDENTS, FAMILIES, COUNSELORS**

**VIEW SCHEDULE & REGISTER**

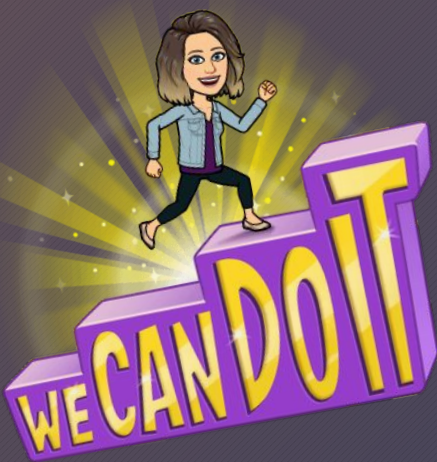
[bit.ly/ShowMeMyFuture](https://bit.ly/ShowMeMyFuture)

**MOACAC**  
MISSOURI Missouri Office of College Access & Advising

# You are not alone!



Click the images to go to the websites of these organizations! They are there (along with PNH) to support you through this process!



**Umsl Bridge Program VIRTUAL!**

The award-winning UMSL Bridge Program provides unique and comprehensive college preparation services to students and families in the St. Louis community. Join other high school students who are transitioning to college through the Bridge Program.

**COLLEGE IS POSSIBLE!**

**SATURDAY ACADEMY VIRTUAL CLASS DATES:**

**11th/12th participants:** October 3, 10, 17, 24  
**Required monthly workshops:** November 7, December 5, January 9, February 6

**9th/10th participants:** January 9, 16, 23, 30  
**Required monthly workshops:** October 3, November 7, December 5, February 6

**VIRTUAL CLASS TIMES:**  
9:45am - 12:00pm

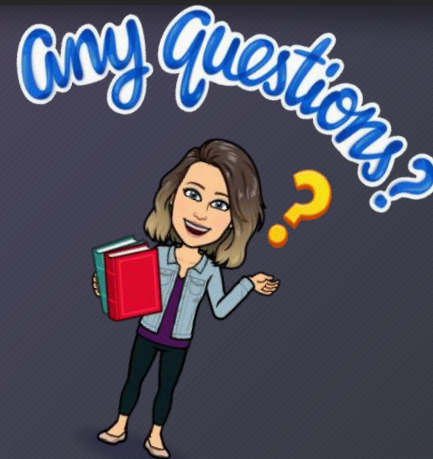

**APPLICATION DEADLINE:**  
September 19, 2020

**ACADEMY PARTICIPATION REQUIREMENTS:**

- Currently enrolled in grades 9th - 12th
- Cumulative gpa of 2.5 or higher

A photograph of two students, a young woman and a young man, looking through binoculars outdoors.A photograph of four students sitting around a table in a classroom, engaged in a discussion.

# Questions?



Students- don't forget to complete the College 101 Post-Test so I know you completed this workshop!

Keep up with the weekly counseling newsletter!

Email me with questions or to make an appointment for a virtual meeting!

[kmeyer5@parkwayschools.net](mailto:kmeyer5@parkwayschools.net)